

Student Travel Tally Report: Combining Schools in One Data Collection Season

School Group: Virginia Schools

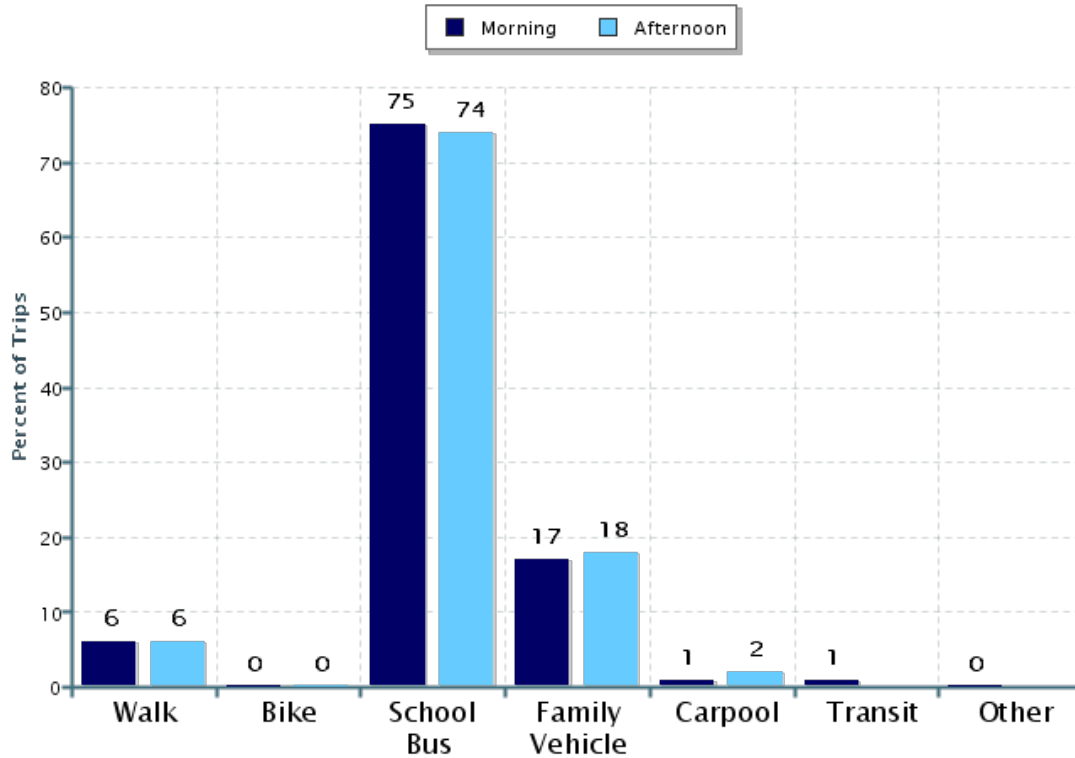
Date Range: Fall 2015

Date Report Generated: 03/15/2016

School Name:	Month & Year Collected & (Set ID)	School Enrollment:	% Range of School's Students Involved in SRTS:	Number of Classroom in School Targeted by School Group:	Number of Classrooms Included in Report:
Paul Munro	October 2015 (19451)		Don't Know		10
Perrymont	October 2015 (19452)		Don't Know		18
Robert S Payne	October 2015 (19453)		Don't Know		11
Tc Miller Elementary School For Innovat	October 2015 (19454)		Don't Know		4
William M Bass Elementary School	October 2015 (19455)		Don't Know		10
Total:				0	53

This report contains information from schools' classrooms about students' trip to and from school. The data used in this report were collected using the in-class Student Travel Tally questionnaire from the National Center for Safe Routes to School.

Morning and Afternoon Travel Mode Comparison



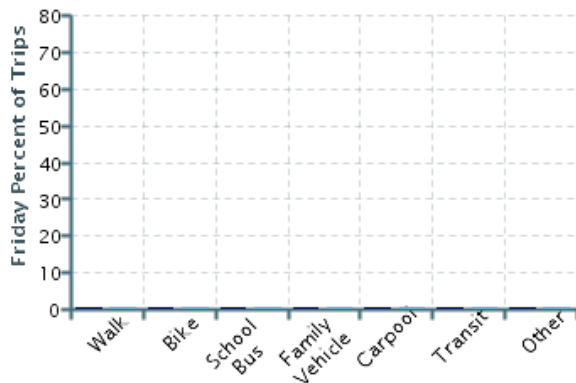
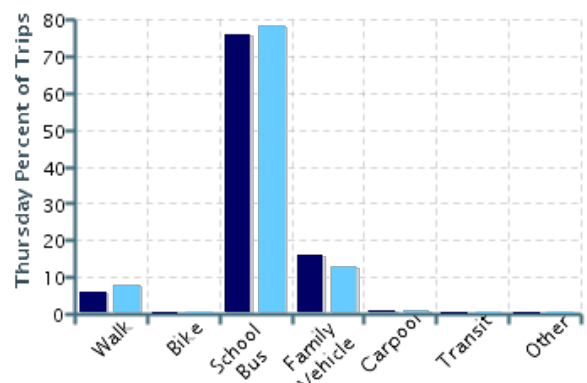
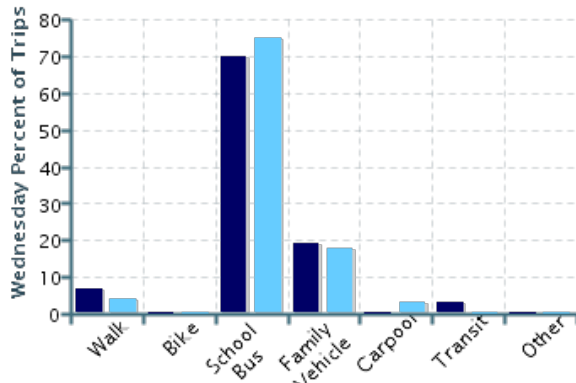
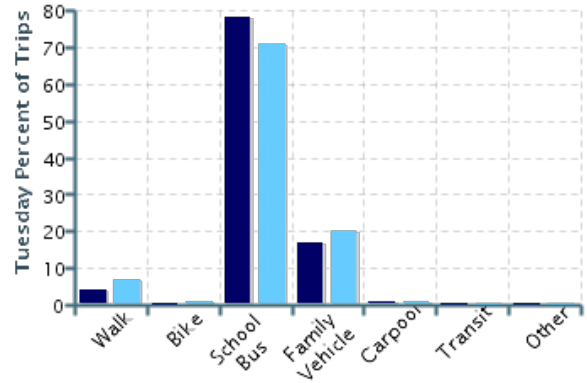
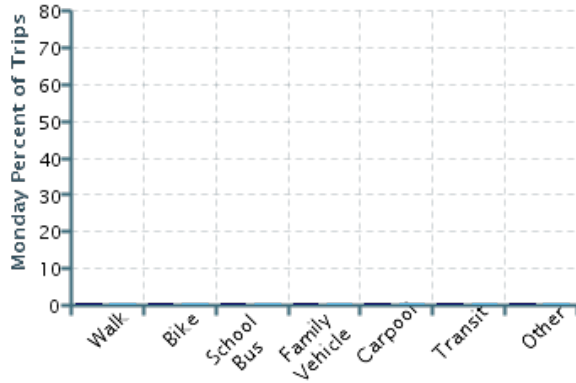
Morning and Afternoon Travel Mode Comparison

	Number of Trips	Walk	Bike	School Bus	Family Vehicle	Carpool	Transit	Other
Morning	1653	6%	0.2%	75%	17%	0.8%	0.9%	0.1%
Afternoon	1631	6%	0.4%	74%	18%	2%	0%	0%

Percentages may not total 100% due to rounding.

Morning and Afternoon Travel Mode Comparison by Day

■ Morning ■ Afternoon

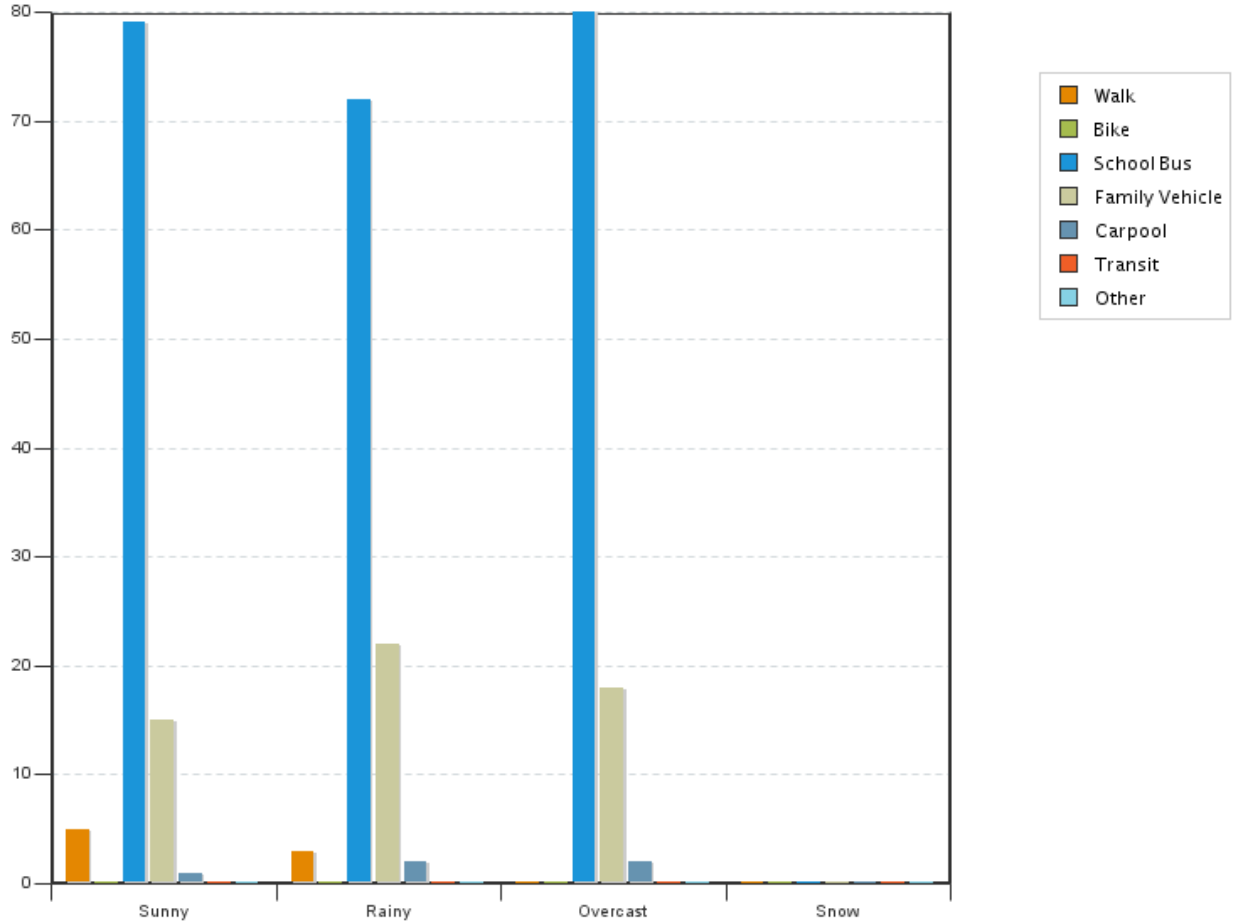


Morning and Afternoon Travel Mode Comparison by Day

	Number of Trips	Walk	Bike	School Bus	Family Vehicle	Carpool	Transit	Other
Monday AM		0%	0%	0%	0%	0%	0%	0%
Monday PM		0%	0%	0%	0%	0%	0%	0%
Tuesday AM	463	4%	0%	78%	17%	1%	0%	0%
Tuesday PM	727	7%	0.7%	71%	20%	1%	0%	0%
Wednesday AM	541	7%	0.4%	70%	19%	0.2%	3%	0.4%
Wednesday PM	458	4%	0%	75%	18%	3%	0%	0%
Thursday AM	649	6%	0.2%	76%	16%	1%	0%	0%
Thursday PM	446	8%	0.4%	78%	13%	0.7%	0%	0%
Friday AM		0%	0%	0%	0%	0%	0%	0%
Friday PM		0%	0%	0%	0%	0%	0%	0%

Percentages may not total 100% due to rounding.

Travel Mode by Weather Conditions



Travel Mode by Weather Condition

Weather Condition	Number of Trips	Walk	Bike	School Bus	Family Vehicle	Carpool	Transit	Other
Sunny	324	5%	0%	79%	15%	0.9%	0%	0%
Rainy	90	3%	0%	72%	22%	2%	0%	0%
Overcast	49	0%	0%	80%	18%	2%	0%	0%
Snow	0	0%	0%	0%	0%	0%	0%	0%

Percentages may not total 100% due to rounding.